

Inclement Weather Packet

Student:		Teacher:	Sheila Woodall
Email:	sheila.woodall@todd.kyschools.us		

Day 1		
Activity Title	Instructions for Student/Parent	Date completed
Reading	Have your child read aloud to you for 10 minutes. Please feel free to use one of the decodable readers your child brings home on Tuesdays and Thursdays, or any other book/books that they are able to read independently. (Remember when you and your child sign off on this activity that you are saying that this was completed.)	
		Student Score
Sight Words	Please practice reading sight words. You should use the flashcards that have been provided to you in their Wildcat folders. (Remember when you and your child sign off on this activity that you are saying that this was completed.)	Date completed
		Student Score
Phonics	<p>Look at the picture of the little boy and write the missing beginning sound.</p> <p>How many syllables? Ask your child to count or clap the parts/beats of the word "duckling" and color the correct number of syllables in the word.</p>	Date completed
		Student Score

Inclement Weather Packet

Writing	Look at the picture of the car. Write a sentence about the car. Remember to use capitalization, punctuation, and spaces between words.	Date completed										
		Student Score										
Sentence Comprehension	Read the sentence about the star. Color the star the correct color.	Date completed										
		Student Score										
Math – A ten frame is a grouping of squares used to teach counting. <div style="display: flex; align-items: center; margin-top: 10px;"> <table border="1" style="border-collapse: collapse; text-align: center;"> <tr> <td>●</td><td>●</td><td>●</td><td>●</td><td>●</td> </tr> <tr> <td>●</td><td></td><td></td><td></td><td></td> </tr> </table> = 6 </div>	●	●	●	●	●	●					Snowball Ten Frames: Count the dots on each ten frame (the group of squares with dots in it). Color the correct snowball to show many.	Date completed
	●	●	●	●	●							
	●											
Student Score												

Kindergarten

Snow Packet Day #1

Student Name: _____

Date: _____

Name: _____

Snow Packet Day #1

Have your child read for 10 minutes. They may read their reading book, or any other book/books that they are able to read independently. You and your child must sign below acknowledging that this was completed.

Parent's Signature _____

Child's Signature _____

Have your child practice the flashcards made from their sight words that is kept in their folder. You and your child must sign below acknowledging that this was completed.



Parent's Signature _____

Child's Signature _____

Name: _____

Day 1

Write the missing letter




u n



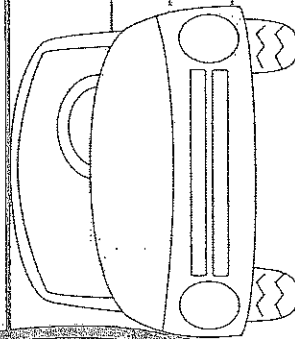
How many syllables?



duckling




Use the picture to write a sentence



Read the sentence, color the picture




The star is blue.



Name: _____

Directions: Count each ten frame. Color or dab the snowball to show how many.

Snowball Ten Frames



●	●	●	●	●	●	●					
●	●	●	●	●	●	●					

12 13 14

●	●	●	●	●	●	●	●				
●	●	●	●	●	●	●	●				

14 15 16

●	●	●	●	●	●						
●	●	●	●	●	●	●					

13 14 15

●	●	●	●	●	●	●	●				
●	●	●	●	●	●	●	●				

14 15 16

●	●	●	●	●	●	●	●				
●	●	●	●	●	●	●	●	●			

15 16 17

●	●	●	●	●	●	●	●				
●	●	●	●	●	●	●	●				

12 13 14

●	●	●	●	●	●	●	●	●	●	●	●
●	●	●	●	●	●	●	●	●	●	●	●

18 19 20

●	●	●	●	●	●	●	●				
●	●	●	●	●	●	●	●	●	●		

18 19 20

Inclement Weather Packet

Student:		Teacher:	Sheila Woodall
Email:	sheila.woodall@todd.kyschools.us		

Day 2		
Activity Title	Instructions for Student/Parent	Date completed
Reading	Have your child read aloud to you for 10 minutes. Please feel free to use one of the decodable readers your child brings home on Tuesdays and Thursdays, or any other book/books that they are able to read independently. (Remember when you and your child sign off on this activity that you are saying that this was completed.)	
		Student Score
Sight Words	Please practice reading sight words. You should use the flashcards that have been provided to you in their Wildcat folders. (Remember when you and your child sign off on this activity that you are saying that this was completed.)	Date completed
		Student Score
Phonics	Read the word (rat) and draw a picture of the word. How many syllables? Ask your child to count or clap the parts/beats of the word "pond" and color the correct number of syllables in the word.	Date completed
		Student Score

Inclement Weather Packet

Writing	Look at the picture of the star. Write a sentence about the star. Remember to use capitalization, punctuation, and spaces between words.	Date completed
		Student Score
Sentence Comprehension	Read the sentence about the car. Color the car the correct color.	Date completed
		Student Score
Math – Base ten blocks are often used in math to help students learn number. Base ten blocks have a cube to represent “1”, a 10-cube strip to represent “10”, and a 100-cube flat block to represent “100.”	Numbers and Operations in Base Ten: Have your child count the number of base ten blocks shown in the box. Ask them to write in the number they counted in the blank space provided. See the example of “13”.	Date completed
		Student Score

Kindergarten

Snow Packet Day #2

Student Name: _____

Date: _____

Name: _____

Snow Packet Day #2

Have your child read for 10 minutes. They may read their reading book, or any other book/books that they are able to read independently. You and your child must sign below acknowledging that this was completed.

Parent's Signature _____

Child's Signature _____

Have your child practice the flashcards made from their sight words that is kept in their folder. You and your child must sign below acknowledging that this was completed.


Parent's Signature _____

Child's Signature _____

Name: _____

Day 2

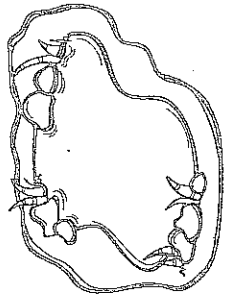
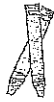
Read the word, draw the word



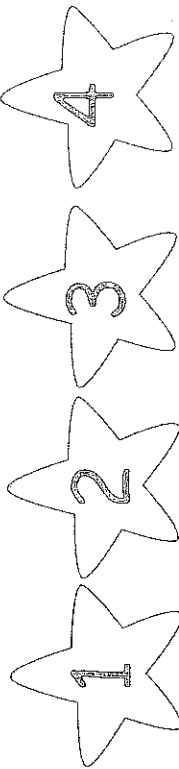
r a t




How many syllables?



pond



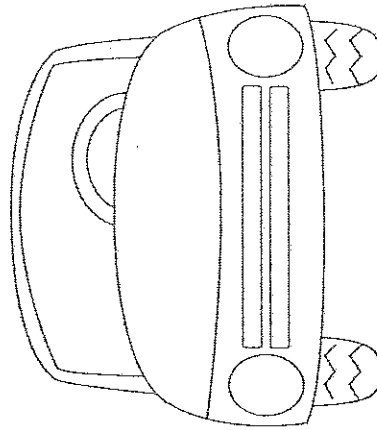
Use the picture to write a sentence



Read the sentence, color the picture



The car is red.



Name: _____

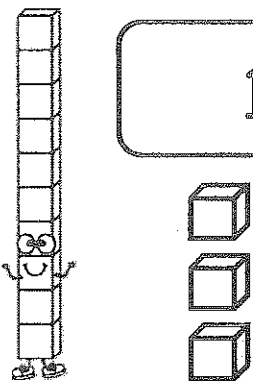
Date: _____

K.NBT.1




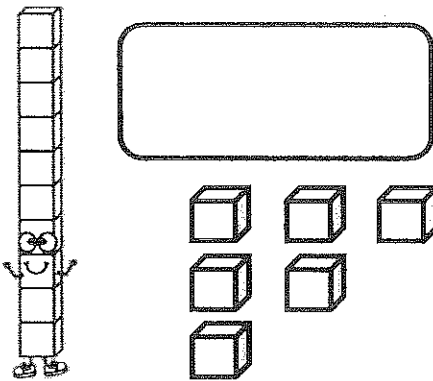
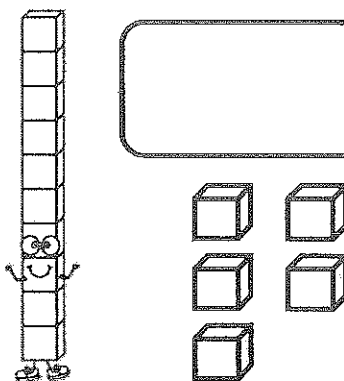
Number & Operations in Base Ten

Score: _____

Teacher: Have the student count the number of base ten blocks shown below. Instruct them to then write in the number they see in the blank space provided. See the example below.



13



Inclement Weather Packet

Student:		Teacher:	Sheila Woodall
Email:	sheila.woodall@todd.kyschools.us		

Day 3		
Activity Title	Instructions for Student/Parent	Date completed
Reading	Have your child read aloud to you for 10 minutes. Please feel free to use one of the decodable readers your child brings home on Tuesdays and Thursdays, or any other book/books that they are able to read independently. (Remember when you and your child sign off on this activity that you are saying that this was completed.)	
		Student Score
Sight Words	Please practice reading sight words. You should use the flashcards that have been provided to you in their Wildcat folders. (Remember when you and your child sign off on this activity that you are saying that this was completed.)	Date completed
		Student Score
Phonics	Read the word (car) and circle the correct picture of the word. How many syllables? Ask your child to count or clap the parts/beats of the word "dragonfly" and color the correct number of syllables in the word.	Date completed
		Student Score

Inclement Weather Packet

Writing	<p>Look at the picture of the frog. Write the sounds you hear in the word frog.</p> <p>Look at the picture of the duck. Write the sounds you hear in the word duck.</p>	Date completed
		Student Score
Sentence Comprehension	<p>Read the sentence about the ball. Color the ball the correct color.</p>	Date completed
		Student Score
<p>Math – Base ten blocks are often used in math to help students learn number. Base ten blocks have a cube to represent “1”, a 10-cube strip to represent “10”, and a 100-cube flat block to represent “100.”</p>	<p>Numbers and Operations in Base Ten (Hearts Page): Have your child write in the number of tens and ones that represent each of the numbers shown in the hearts. See example of “11.”</p>	Date completed
		Student Score

Kindergarten

Snow Packet Day #3

Student Name: _____

Date: _____

Name: _____

Snow Packet Day #3

Have your child read for 10 minutes. They may read their reading book, or any other book/books that they are able to read independently. You and your child must sign below acknowledging that this was completed.

Parent's Signature _____

Child's Signature _____

Have your child practice the flashcards made from their sight words that is kept in their folder. You and your child must sign below acknowledging that this was completed.

Parent's Signature _____

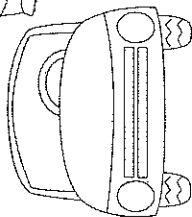
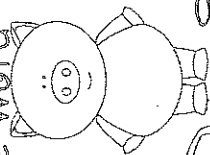
Child's Signature _____

Name: _____


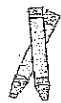
Day 3

Read the word, circle the word


car




How many syllables?



dragonfly



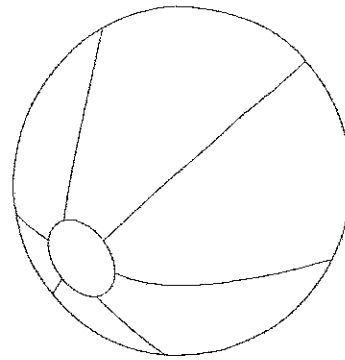
Write the sounds you hear



Read the sentence, color the picture



My ball is red.



Name: _____

Date: _____

K.NBT.1

Number & Operations in Base Ten

Score: _____

Teacher: Have the student write in the number of tens and ones that represent each of the numerals shown in the hearts below.

11

tens ones

1 and 1

12

tens ones

_____ and _____

13

tens ones

_____ and _____

14

tens ones

_____ and _____

15

tens ones

_____ and _____

16

tens ones

_____ and _____

17

tens ones

_____ and _____

18

tens ones

_____ and _____

19

tens ones

_____ and _____

Inclement Weather Packet

Student:		Teacher:	Sheila Woodall
Email:	sheila.woodall@todd.kyschools.us		

Day 4		
Activity Title	Instructions for Student/Parent	Date completed
Reading	Have your child read aloud to you for 10 minutes. Please feel free to use one of the decodable readers your child brings home on Tuesdays and Thursdays, or any other book/books that they are able to read independently. (Remember when you and your child sign off on this activity that you are saying that this was completed.)	
		Student Score
Sight Words	Please practice reading sight words. You should use the flashcards that have been provided to you in their Wildcat folders. (Remember when you and your child sign off on this activity that you are saying that this was completed.)	Date completed
		Student Score
Phonics	Read the word (car) and draw a picture of a word that rhymes with car. Write the sounds you hear in the word "pond."	Date completed
		Student Score
Writing	Draw and label (name of character) a character from your favorite book.	Date completed
		Student Score

Inclement Weather Packet

Sentence Comprehension	Fill in the missing word in the sentence of the boys running. Remember to always start your sentence with a capital letter!	Date completed
		Student Score
Math – Base ten blocks are often used in math to help students learn number. Base ten blocks have a cube to represent “1”, a 10-cube strip to represent “10”, and a 100-cube flat block to represent “100.”	Numbers and Operations in Base Ten: Have your child count the number of base ten blocks needed to match the number shown. Ask them to shade or color in the correct amount of blocks. See the example of “12.”	Date completed
		Student Score

Kindergarten

Snow Packet Day #4

Student Name: _____

Date: _____

Name: _____

Snow Packet Day #4

Have your child read for 10 minutes. They may read their reading book, or any other book/books that they are able to read independently. You and your child must sign below acknowledging that this was completed.

Parent's Signature _____

Child's Signature _____

Have your child practice the flashcards made from their sight words that is kept in their folder. You and your child must sign below acknowledging that this was completed.

Parent's Signature _____

Child's Signature _____


Name: _____

Day 4

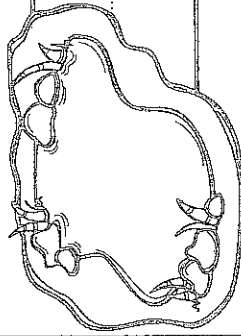
Draw a word that rhymes




c a r ● ● ●



Write the sounds you hear





Draw and label a character from your favorite story.



Fill in the missing word.



we my



like to run.

Name: _____

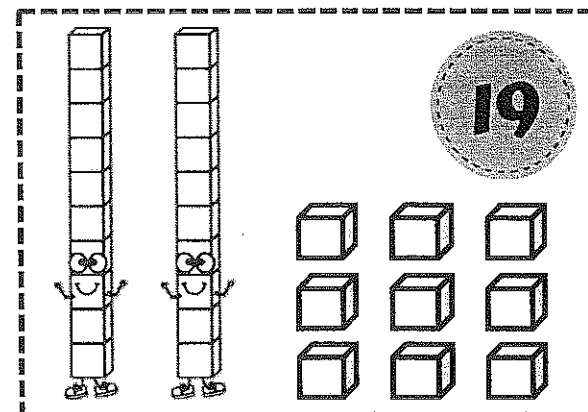
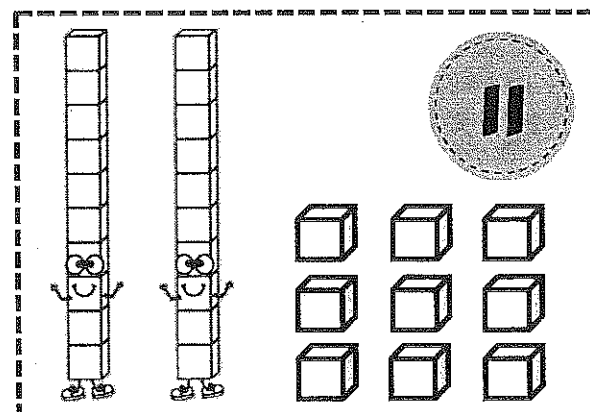
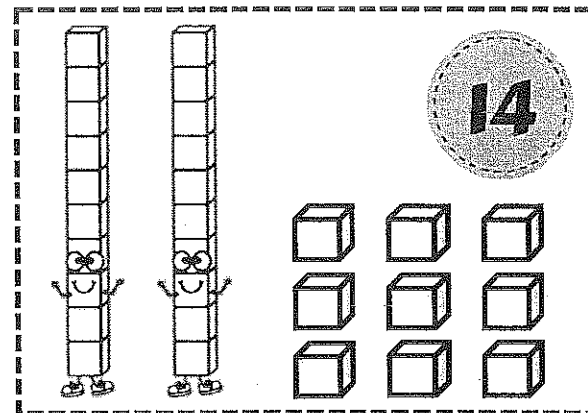
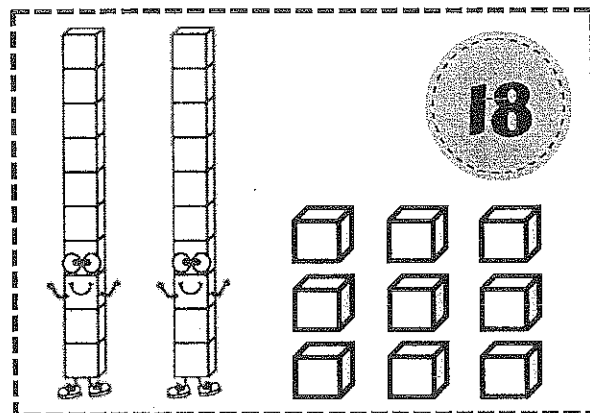
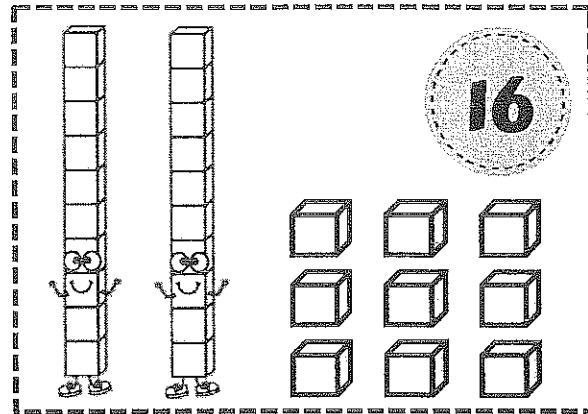
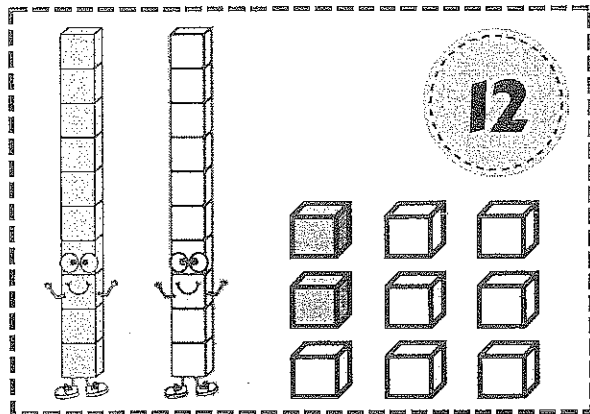
Date: _____

K.NBT.1

Number & Operations in Base Ten

Score: _____

Teacher: Have the student count the number of base ten blocks needed to match the numeral shown. Instruct them to shade or color in the correct amount of blocks. See the example below.



Inclement Weather Packet

Student:		Teacher:	Sheila Woodall
Email:	sheila.woodall@todd.kyschools.us		

Day 5		
Activity Title	Instructions for Student/Parent	Date completed
Reading	Have your child read aloud to you for 10 minutes. Please feel free to use one of the decodable readers your child brings home on Tuesdays and Thursdays, or any other book/books that they are able to read independently. (Remember when you and your child sign off on this activity that you are saying that this was completed.)	
		Student Score
Sight Words	Please practice reading sight words. You should use the flashcards that have been provided to you in their Wildcat folders. (Remember when you and your child sign off on this activity that you are saying that this was completed.)	Date completed
		Student Score
Phonics	Write the sounds you hear in the word "robot" and "rake."	Date completed
		Student Score
Writing	Draw and label (name of character) something you are scared of.	Date completed
		Student Score

Inclement Weather Packet

Sentence Comprehension	Fill in the missing word in the sentence.	Date completed
		Student Score
Math - Refer back to "ten frame" and "base ten" definitions. **To make teen numbers, you will be using "two" ten frames.	Making Teen Numbers: Have your child read the number, color in the missing dots on the ten frame to make the number, then draw the number using base ten blocks (feel free to use a rectangle to represent "10" and a square to represent "1")	Date completed
		Student Score

Kindergarten

Snow Packet Day #5

Student Name: _____

Date: _____

Name: _____

Snow Packet Day #5

Have your child read for 10 minutes. They may read their reading book, or any other book/books that they are able to read independently. You and your child must sign below acknowledging that this was completed.

Parent's Signature _____

Child's Signature _____

Have your child practice the flashcards made from their sight words that is kept in their folder. You and your child must sign below acknowledging that this was completed.

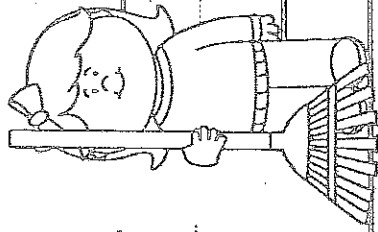
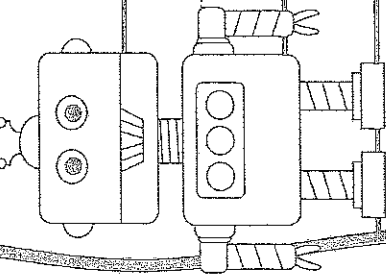
Parent's Signature _____

Child's Signature _____

Name: _____

Day 5


Write the sounds you hear



Draw and label something you are scared of



Fill in the missing word.



with she

I am

my mom.

Name _____ Date _____

Making Teen Numbers

INBT.2

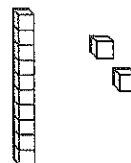
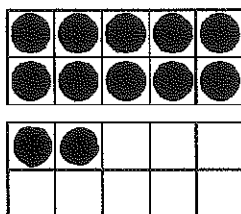
Write the tens and ones.

Standard Form

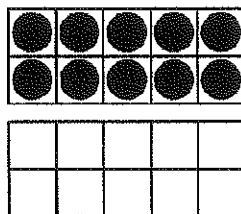
Ten Frames

Draw It

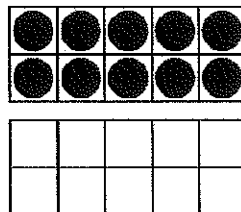
12




13



15



14



16

